

How To Create A Gmail and Youtube Account

Youtube provides excellent support on how to create and manage a Youtube account.

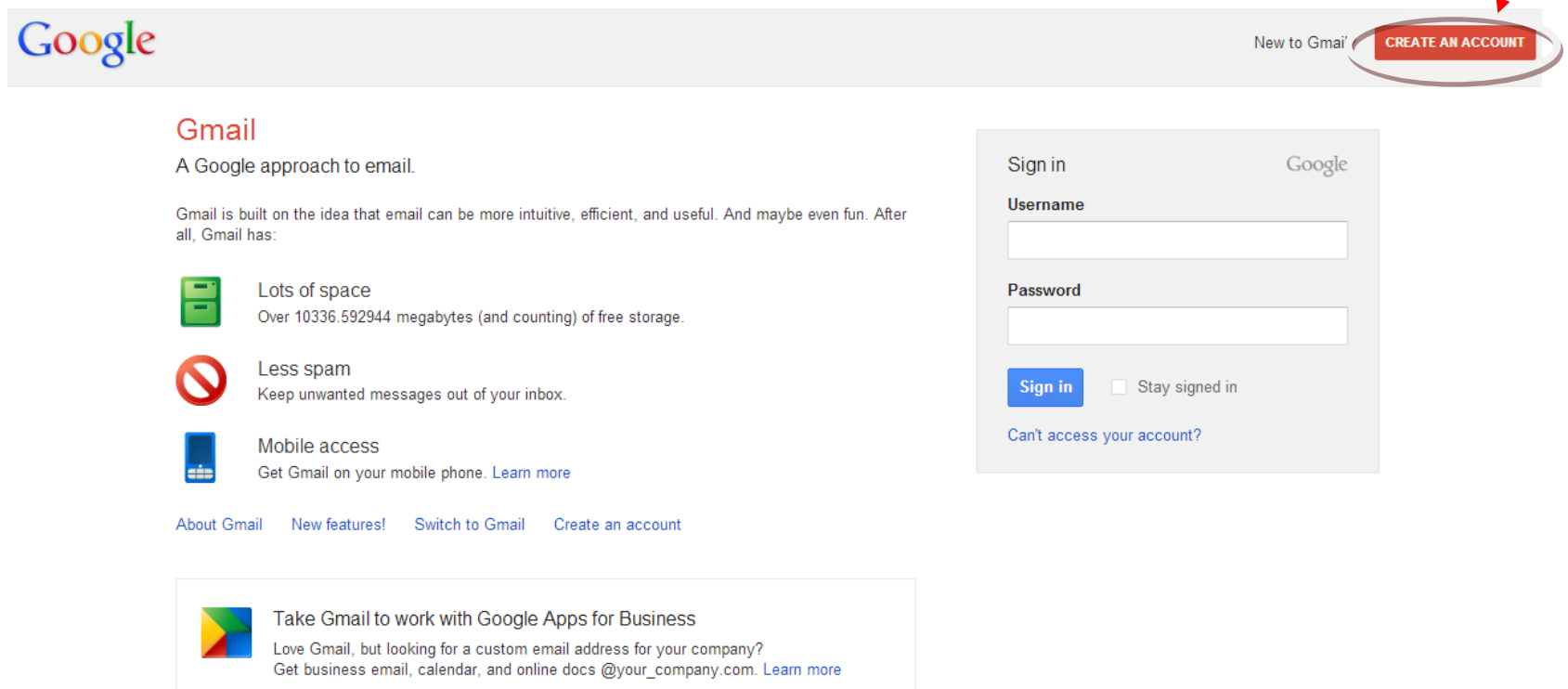
<http://support.google.com/youtube/?hl=en>

To create a Youtube account, a Gmail account must be created first.

1. Creating a Gmail Account:

If you already have a gmail account, you do not need to create a new one.

- a. For those of you who do not have a gmail account, please visit www.gmail.com and click on “Create an Account” at the top right corner of the website.



The screenshot shows the Gmail homepage. At the top, the Google logo is on the left, and the text "New to Gmail?" is on the right. Next to "New to Gmail?" is a red button labeled "CREATE AN ACCOUNT", which is circled in red with a red arrow pointing to it. Below the Google logo, the word "Gmail" is written in red, followed by the tagline "A Google approach to email." Below this, a paragraph states: "Gmail is built on the idea that email can be more intuitive, efficient, and useful. And maybe even fun. After all, Gmail has:". To the left of this text are three icons: a green storage icon, a red "no" symbol, and a blue mobile phone icon. To the right of these icons are the following descriptions: "Lots of space" (Over 10336.592944 megabytes (and counting) of free storage.), "Less spam" (Keep unwanted messages out of your inbox.), and "Mobile access" (Get Gmail on your mobile phone. [Learn more](#)). At the bottom of the page, there are four links: "About Gmail", "New features!", "Switch to Gmail", and "Create an account". On the right side of the page, there is a "Sign in" box with the Google logo. It contains fields for "Username" and "Password", a "Sign in" button, a checkbox for "Stay signed in", and a link for "Can't access your account?". At the bottom of the page, there is a box for "Take Gmail to work with Google Apps for Business" with a colorful logo and text: "Love Gmail, but looking for a custom email address for your company? Get business email, calendar, and online docs @your_company.com. [Learn more](#)".

How To Create A Gmail and Youtube Account

- b. Once on the sign-up page, fill in the required information, choose an email username and password, type in the security words, agree to the terms and conditions and click Next at the bottom.

Create a new Google Account




Your Google Account is more than just Gmail.

Talk, chat, share, schedule, store, organize, collaborate, discover, and create. Use Google products from Gmail to Google+ to YouTube, view your search history, all with one username and password, all backed up all the time and easy to find at (you guessed it) Google.com.



Take it all with you.

A Google Account lets you access all your stuff — Gmail, photos, and more — from any device. Search by taking pictures, or by voice. Get free turn-by-turn navigation, upload your pictures automatically, and even buy things with your phone using Google Wallet.




Share a little. Or share a lot.

Share selectively with friends, family (maybe even your boss) on Google+. Start a video hangout with friends, text a group all

Name		
<input type="text" value="First"/>	<input type="text" value="Last"/>	
Choose your username		
<input type="text" value=" @gmail.com"/>		
Create a password		
<input type="password"/>		
Confirm your password		
<input type="password"/>		
Birthday		
<input type="text" value="Month"/>	<input type="text" value="Day"/>	<input type="text" value="Year"/>
Gender		
<input type="text" value="I am..."/>		
Mobile phone		
<input type="text" value="US"/>		
Your current email address		
<input type="text"/>		

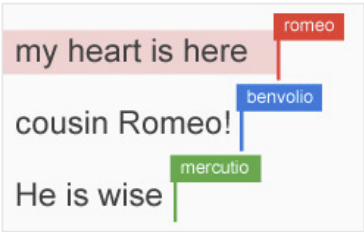
How To Create A Gmail and Youtube Account

Google vvalet.



Share a little. Or share a lot.


Share selectively with friends, family (maybe even your boss) on Google+. Start a video hangout with friends, text a group all at once, or just follow posts from people who fascinate you. Your call.



Work in the future.

Get a jump on the next era of doing, well, everything. Watch as colleagues or partners drop in a photo, update a spreadsheet, or improve a paragraph, in real-time, from 1,000 miles away. Google Docs is free with a Google Account.

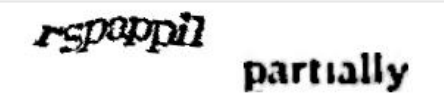
Mobile phone






Your current email address

Prove you're not a robot

☐ Skip this verification (phone verification may be required)



Type the two pieces of text:

Location

United States


☐ I agree to the Google [Terms of Service](#) and [Privacy Policy](#)

☒ Google may use my account information to personalize +1's on content and ads on non-Google websites. [About personalization.](#)

[Next step](#)

How To Create A Gmail and Youtube Account

- c. Complete making your profile if preferred. You can upload a photo of yourself by clicking “Add Profile Photo” on the next screen. If you prefer not to, it is not required. Click Next Step when completed.

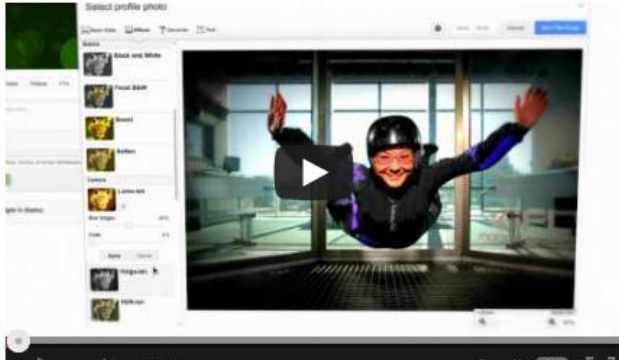


Your profile


Now that you have a Google Account, create your Google profile. It's how you represent yourself publicly on the web, and helps friends and family find each other easily. Your profile also lets you publicly "+1" things you love on the web, so you and your friends benefit from each other's impeccable taste – in search results, on sites across the web, even on ads. Your profile is public, and can include as little as your name, or as much as you feel like adding – it's up to you. [About profiles.](#)

Put a face to your name

Your profile is public, and can include as little as your name, or as much as you feel like adding. Upload a photo to better express yourself. Want some ideas? Check out this video.



How you'll appear

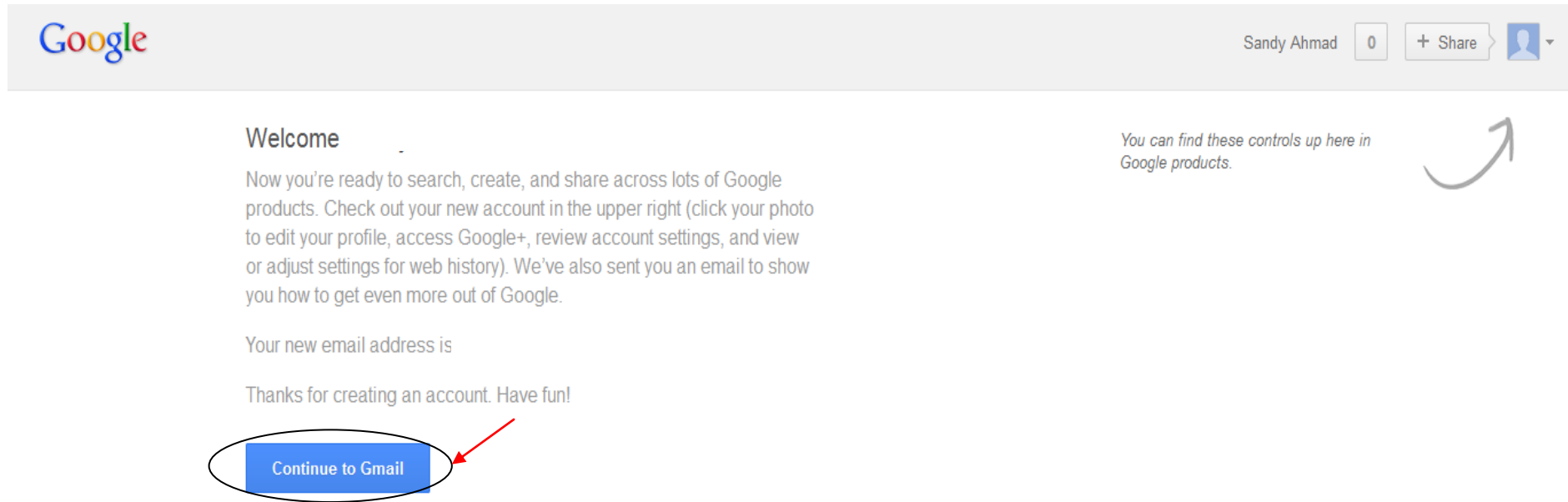


Your public profile will help your friends recognize you.

[ADD PROFILE PHOTO](#)[Next step](#)

How To Create A Gmail and Youtube Account

- d. The next screen will tell you that your new account has been created and you can continue to Gmail from there.

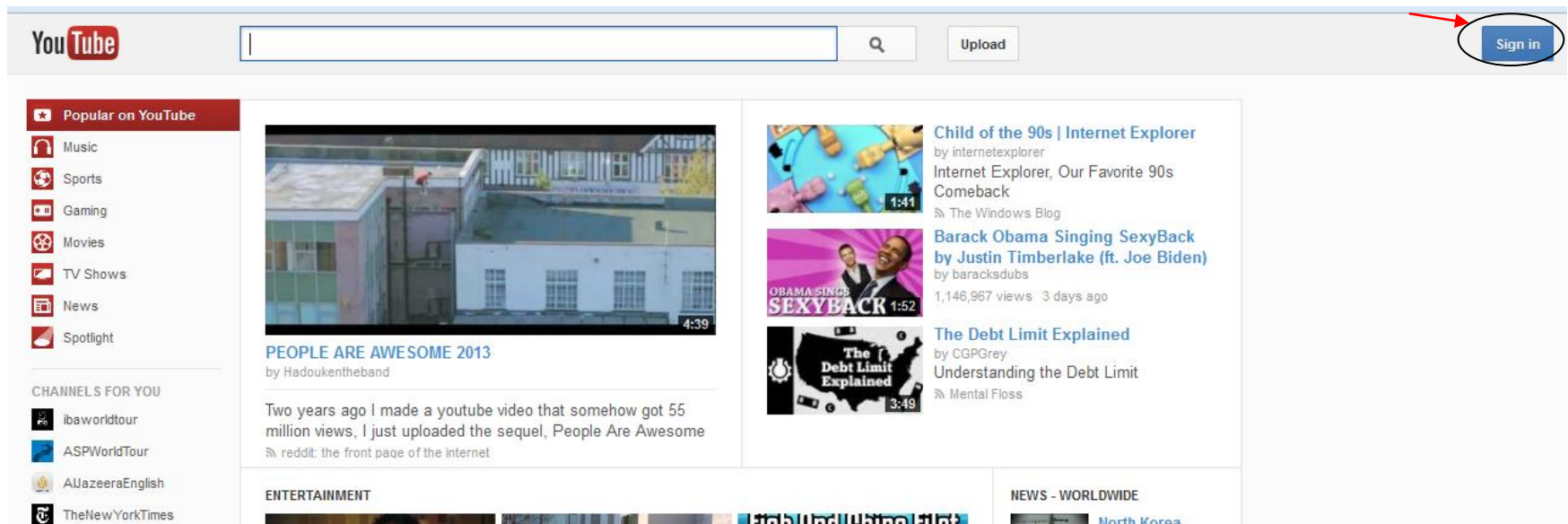


Once you go into your gmail account, you will be offered a chance to take a tour of how gmail works. If you are a first-time user, this is recommended. Follow on-screen instructions for answers to most common questions. Once this account is set up, your Youtube account is ready for creation.

How To Create A Gmail and Youtube Account

2. Creating a Youtube Account:

To start using Youtube, go to www.youtube.com and click Sign In at the top right-hand corner. Use your Gmail account email as a username and the same password as Gmail when signing in.



How To Create A Gmail and Youtube Account



Sign in now, and use your YouTube account to:



Keep up with your favorite channels

Save videos to watch later, watch recommendations just for you, or subscribe to get updates from your favorite channels.



Watch everywhere

Take your picks with you wherever you go — watch on your smartphone, tablet, or smart TV.



Share with your friends

See videos shared by your friends across all your social networks — all in one place.

Sign in

Google

Email

Password

Sign in

[Can't access your account?](#)

[Sign out and sign in as a different user](#)

Your Youtube account creation is now complete. To upload videos, you must create a Channel.