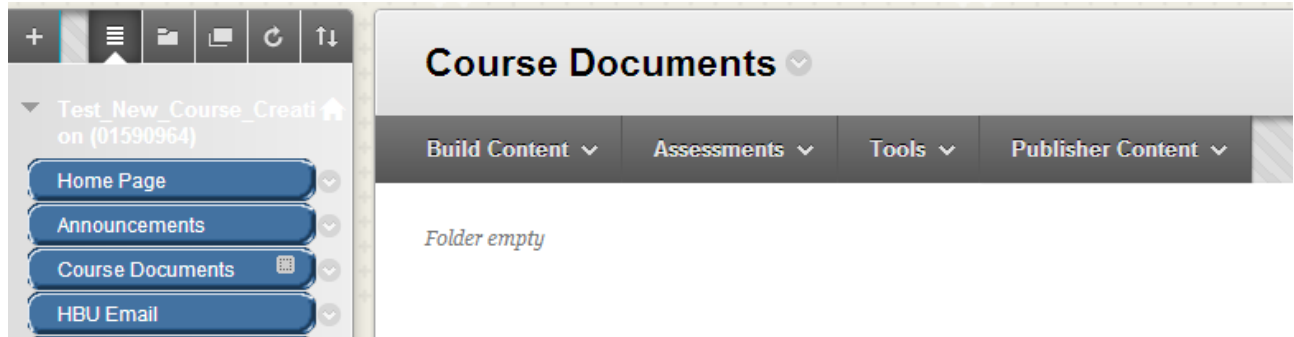
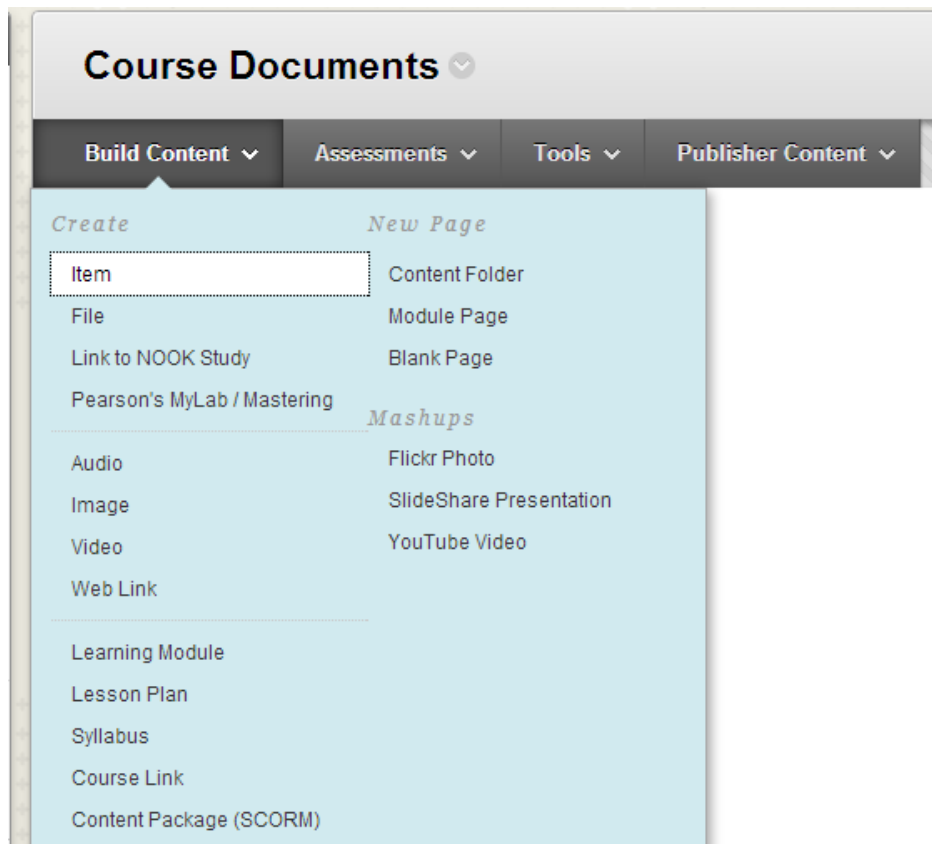


Linking Youtube Videos to Blackboard Learn

1. Sign into Blackboard via **my.hbu.edu** or go to **learn.hbu.edu**. Click the link to the required course.
2. Go to Course Documents.

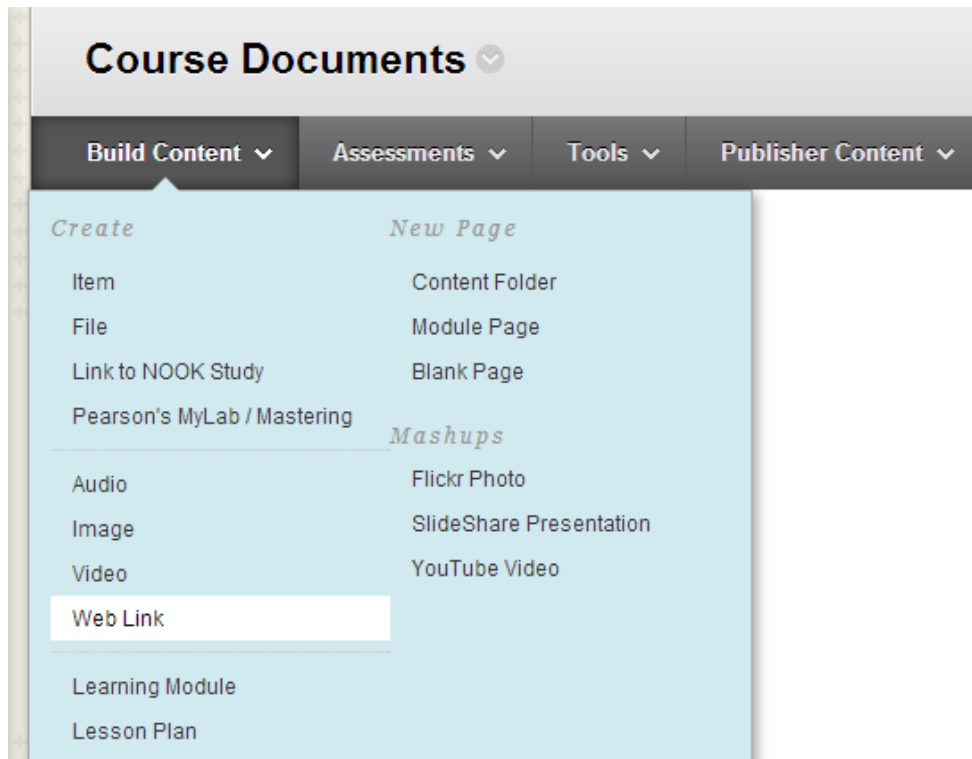


3. Click Build Content.



Linking Youtube Videos to Blackboard Learn

4. Click Web Link.



5. Type in a Name for the video.

Create Web Link

A Web Link is a shortcut to a Web resource. Add a Web Link to a Content Area to provide a quick access point to relevant materials. [More Help](#)

* Indicates a required field.

Cancel

Submit

1. Web Link Information

* Name

* URL

For example, <http://www.myschool.edu/>

☐ This link is to a Tool Provider. [What's a Tool Provider?](#)

6. Copy the URL of the video from your Youtube videos page by going to the URL bar at the top of the video's page, right clicking and selecting Copy.

Linking Youtube Videos to Blackboard Learn

7. Paste the URL into the URL slot in your Blackboard course by right clicking and selecting Paste.
8. Click Submit. The video link will now be available to your students.